

Scaled data based on original data using
LM-79-08 Approved Method: Electrical and Photometric Measurements of Solid-
State Lighting Products

Test Report Prepared for
Cooper Lighting Solutions
(formerly Eaton)

Brand: McGRAW-EDISON

Report Number: P227025

Luminaire Tested: **ISW-AF-350-LED-E1-SL4-ULG**

Issue Date: 3/3/2020

Test Information

Test Method: LM-79-08
Report Number: P227025
TEST IS SCALED FROM IESNA LM-79-08 TEST DATA (P35947)-DOWNLIGHT AND
Test Lab: INNOVATION CENTER-P3
Issue Date: 3/3/2020
Manufacturer: COOPER LIGHTING SOLUTIONS (FORMERLY EATON)
Product Line: MCGRAW-EDISON
Catalog Number: ISW-AF-350-LED-E1-SL4-ULG
Description: IMPACT ELITE LED WEDGE LUMINAIRE WITH UPLIGHT
LIGHT SQUARE WITH ACCULED OPTICS-TYPE IV W/SPILL CONTROL, WITH UPLIGHT
GLOW
Light Source: (16) 4000K CCT, 70 CRI LEDs and (1) UPLIGHT LED
Ballast/Driver: ELECTRONIC DRIVER

Summary

Lumens per Lamp: N/A
Luminaire Lumens: 4062.1 lumens
Efficiency: N/A
Efficacy: 110.4 lumens/watt
Luminous Opening: Rectangular w/ Sides (W: 0.5' x L: 0.5' x H: 0.54')
IES Classification: Type IV - Short - Non-Cutoff
BUG Rating: B0 - U5 - G1

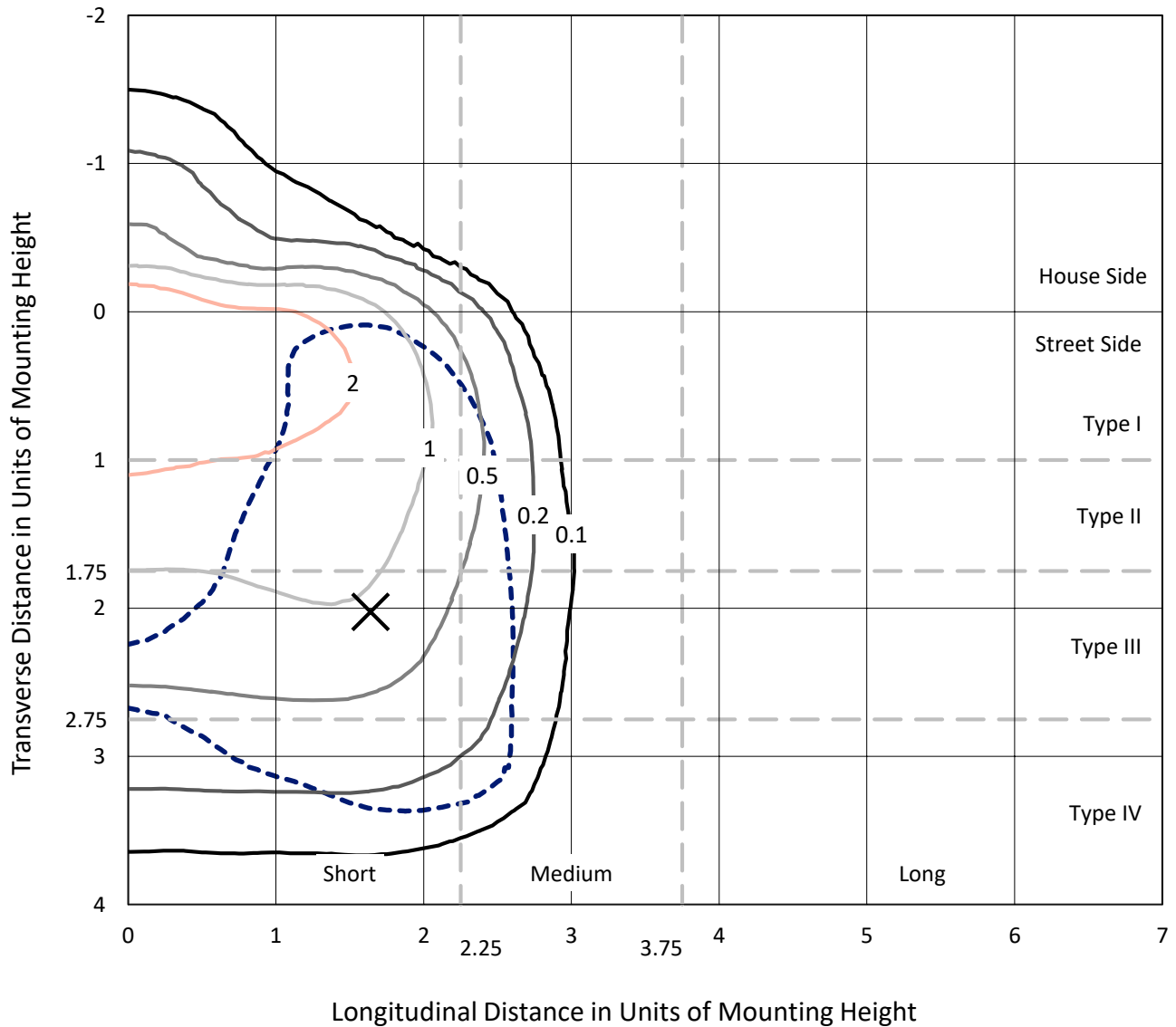
Input Watts (W): 36.79
Input Voltage (V): 120
Input Current (Ain): NR
Voltage Rise (V): NR
Power Factor: NR
Total Harmonic Distortion (THDi): NR
Frequency (hertz): 60
Stabilization Time: NR
Operation Time: NR
Ambient Temperature (°C): NR
Test Distance: 25 FT



REPORT NUMBER: P227025
 CATALOG NUMBER: ISW-AF-350-LED-E1-SL4-ULG

Iso-Footcandle Lines of Horizontal Illumination

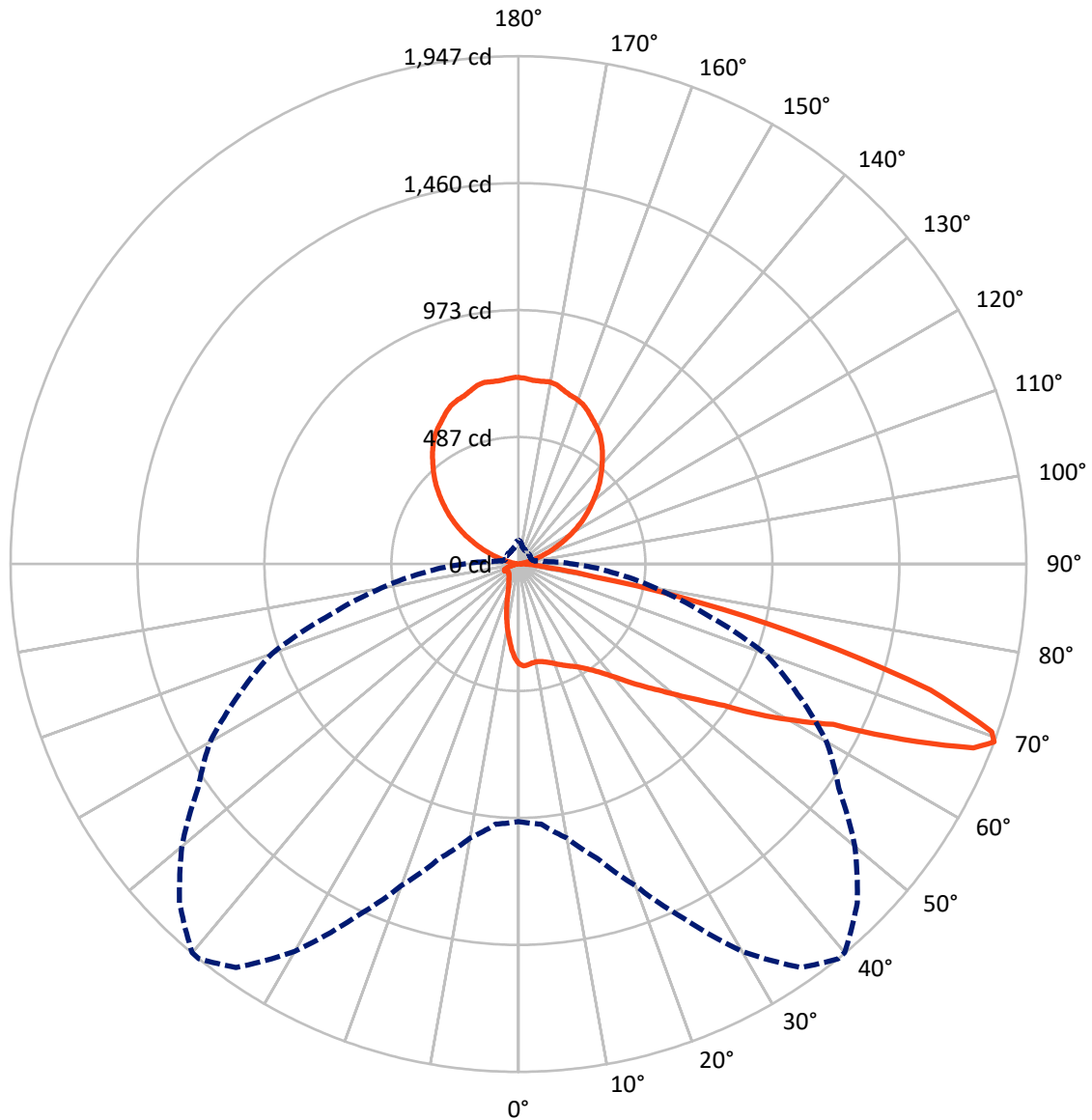
× Max cd
 - - - 1/2 Max cd



Based on 10 foot mounting height. Maximum calculated value = 3.8 fc
 Type IV - Short - Non-Cutoff

REPORT NUMBER: P227025
CATALOG NUMBER: ISW-AF-350-LED-E1-SL4-ULG

Luminous Intensity Polar Plot



— Vertical Plane Through 39-Deg Lateral - - - Horizontal Cone Through 69-Deg Vertical

REPORT NUMBER: P227025

CATALOG NUMBER: ISW-AF-350-LED-E1-SL4-ULG

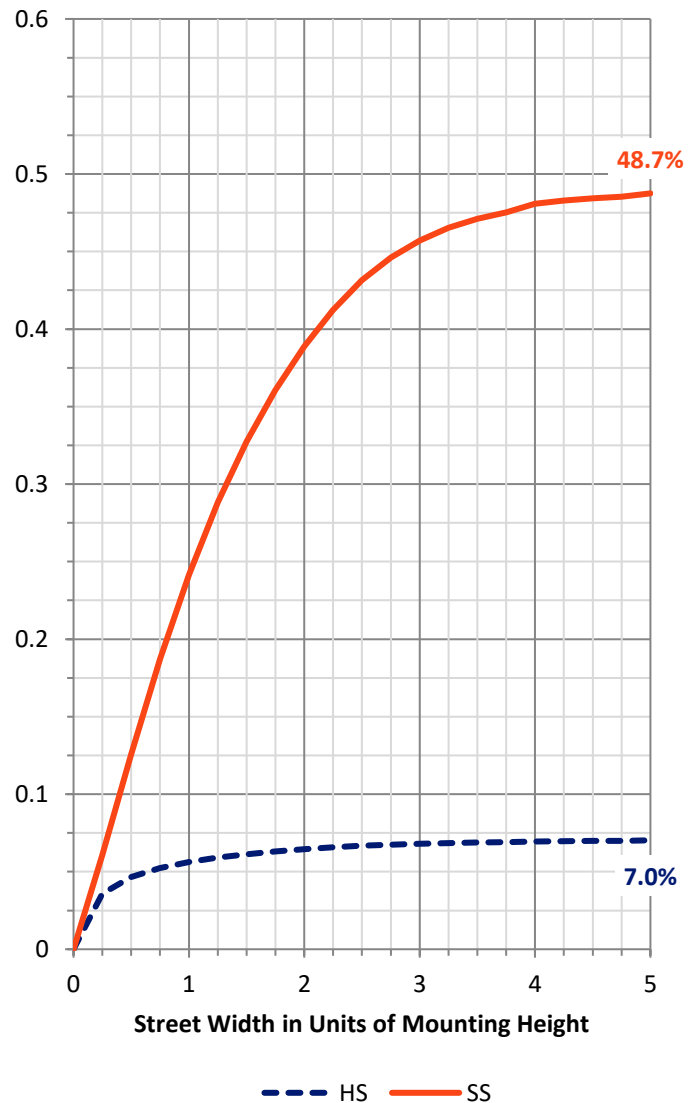
FLUX DISTRIBUTION:

		Downward	Upward	Total
House Side	Lumens	289.8	887.5	1177.3
	% Fixture	7.1	21.8	29.0
Street Side	Lumens	1996.8	888.0	2884.8
	% Fixture	49.2	21.9	71.0
Total	Lumens	2286.5	1775.6	4062.1
	% Fixture	56.3	43.7	100.0

Coefficient of Utilization

ZONAL LUMENS:

Zone	Lumens	% Fixture
0°-10°	33.1	0.8
10°-20°	83.3	2.1
20°-30°	129.7	3.2
30°-40°	196.0	4.8
40°-50°	313.7	7.7
50°-60°	493.1	12.1
60°-70°	663.9	16.3
70°-80°	329.3	8.1
80°-90°	44.3	1.1
90°-100°	10.1	0.2
100°-110°	58.7	1.4
110°-120°	169.9	4.2
120°-130°	279.4	6.9
130°-140°	344.6	8.5
140°-150°	352.5	8.7
150°-160°	297.0	7.3
160°-170°	195.5	4.8
170°-180°	67.8	1.7
0°-90°	2286.5	56.3
0°-180°	4062.1	100.0



REPORT NUMBER: P227025

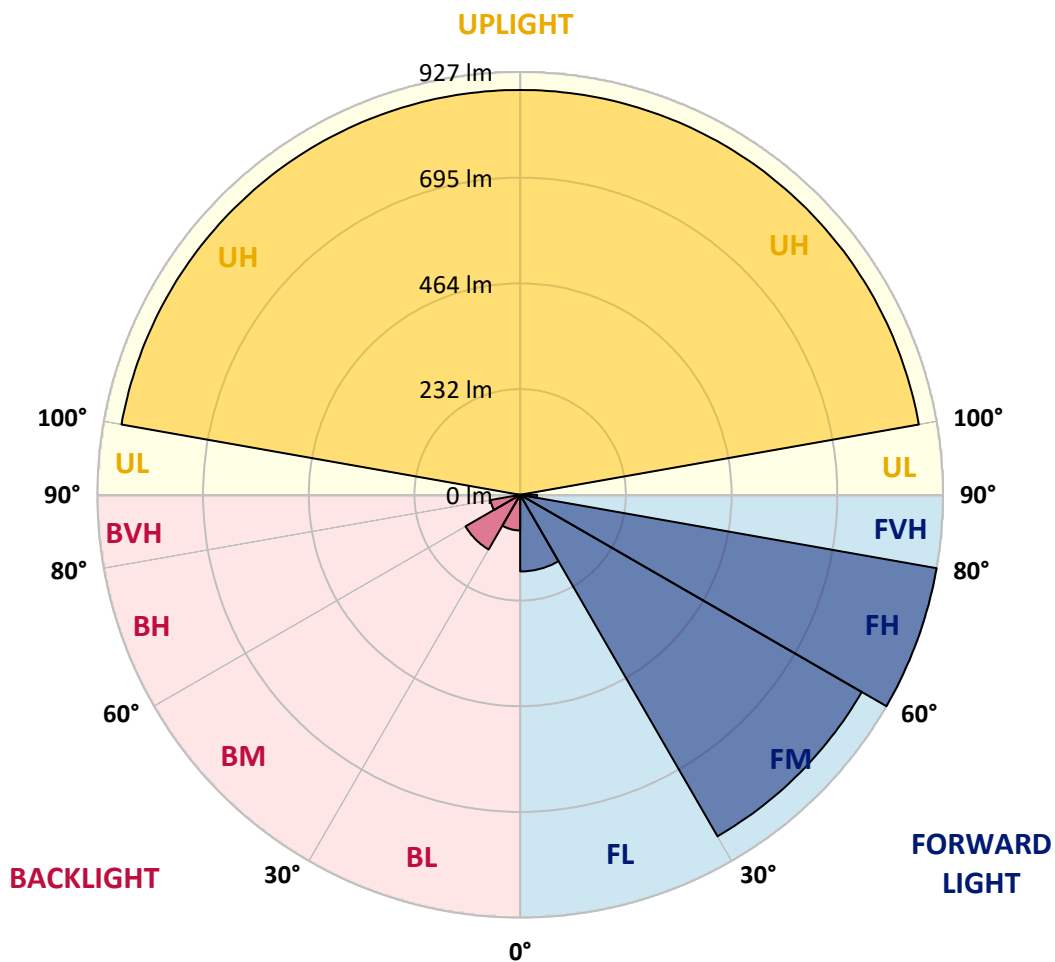
CATALOG NUMBER: ISW-AF-350-LED-E1-SL4-ULG

LUMINAIRE CLASSIFICATION SYSTEM LUMEN TABLE AND BUG RATING:

Zone		Lumens	% Fixture	Zone Rating/Lumen Limit		
				B	U	G
FL	(0°-30°)	168.1	4.1			
FM	(30°-60°)	864.7	21.3			
FH	(60°-80°)	927.0	22.8			G1/1800
FVH	(80°-90°)	37.0	0.9			G1/100
BL	(0°-30°)	78.0	1.9	B0/110		
BM	(30°-60°)	138.2	3.4	B0/220		
BH	(60°-80°)	66.2	1.6	B0/110		G0/110
BVH	(80°-90°)	7.3	0.2			G0/10
UL	(90°-100°)	10.1	0.2		U2/50	
UH	(100°-180°)	887.5	21.8		U4/1000	

BUG Rating: B0-U5-G1

Type IV Short





REPORT NUMBER: P227025

CATALOG NUMBER: ISW-AF-350-LED-E1-SL4-ULG

CANDELA DISTRIBUTION (FULL):

	0°	5°	10°	15°	20°	25°	30°	35°	39°	40°	45°
0°	382.9	382.9	382.9	382.9	382.9	382.9	382.9	382.9	382.9	382.9	382.9
2.5°	392.2	392.5	392.5	392.9	391.5	391.5	391.8	390.4	391.1	390.7	388.8
5°	392.9	393.3	392.9	393.3	391.5	390.7	389.2	387.4	388.1	387.7	385.1
7.5°	391.1	391.5	390.7	391.1	388.8	387.4	385.1	383.6	382.6	382.2	378.8
10°	387.0	388.1	386.6	387.7	385.9	384.4	383.3	381.8	381.0	380.6	377.0
12.5°	381.0	381.8	382.2	383.6	383.6	384.0	384.0	382.9	383.3	382.9	379.9
15°	375.5	378.1	380.6	382.2	385.1	387.0	388.5	388.1	389.2	388.8	387.0
17.5°	375.5	377.7	382.2	387.0	392.5	395.2	397.4	397.4	397.7	397.0	394.0
20°	377.0	381.0	388.5	396.6	403.3	408.5	410.0	409.6	408.2	408.2	402.9
22.5°	389.2	391.8	400.0	408.9	418.2	423.4	423.7	422.6	419.6	418.9	412.6
25°	406.6	409.6	417.1	428.5	435.6	439.7	438.5	434.9	431.9	429.3	422.6
27.5°	433.7	436.0	443.3	451.2	455.2	456.7	452.2	447.1	443.8	442.6	433.7
30°	461.6	464.5	470.5	475.3	478.6	474.1	467.2	461.1	458.2	457.5	449.3
32.5°	495.7	496.0	500.1	501.2	501.7	494.2	484.6	479.0	477.9	476.4	470.1
35°	526.8	528.8	527.9	527.6	524.3	515.0	506.9	503.5	502.4	502.0	496.8
37.5°	554.7	557.7	555.8	552.5	548.4	540.9	532.4	528.8	532.4	530.2	531.3
40°	581.8	581.8	579.6	577.7	572.9	565.8	562.8	563.2	569.2	570.6	572.1
42.5°	605.2	604.8	602.5	601.1	600.4	598.8	597.4	604.5	615.9	618.2	621.4
45°	630.8	630.3	621.9	624.8	630.0	631.2	636.3	652.6	666.8	667.9	674.9
47.5°	655.6	652.6	644.5	647.4	662.3	670.1	678.6	701.6	721.3	725.4	745.0
50°	681.6	678.6	669.7	675.2	696.0	710.5	730.6	762.5	789.5	795.1	820.7
52.5°	708.7	708.3	701.2	709.8	735.4	764.7	796.3	832.3	865.2	872.3	910.1
55°	741.3	739.5	736.5	746.9	783.3	822.6	872.0	920.9	956.9	969.6	1007.7
57.5°	778.1	777.3	777.6	799.2	843.0	902.8	963.2	1029.3	1088.6	1097.5	1133.1
60°	810.0	811.4	820.0	853.8	908.7	989.5	1074.5	1163.9	1216.6	1225.9	1260.8
62.5°	848.9	857.4	876.4	919.0	983.6	1081.6	1191.7	1286.4	1354.3	1373.2	1439.2
65°	942.4	949.1	984.4	1035.9	1118.3	1243.7	1370.2	1507.9	1619.9	1637.0	1693.8
67.5°	1010.7	1027.8	1083.0	1167.3	1286.4	1446.7	1620.4	1786.9	1881.5	1889.3	1849.6
69°	986.9	1001.1	1066.3	1168.0	1311.6	1498.2	1714.2	1888.2	1946.5	1944.9	1837.0
70°	950.6	963.6	1035.5	1134.2	1290.5	1492.3	1715.7	1889.0	1924.2	1910.9	1787.3
72.5°	796.3	807.7	875.2	978.5	1129.8	1330.1	1540.6	1658.9	1651.5	1640.3	1436.2
75°	497.2	496.4	555.5	615.2	732.8	935.4	1092.0	1186.9	1171.7	1163.2	922.0
77.5°	185.9	198.9	220.3	284.6	338.8	448.3	574.7	680.5	709.8	672.3	496.4
80°	96.9	103.9	117.9	140.7	161.7	185.2	222.6	286.4	296.5	276.4	200.4
82.5°	76.4	85.0	99.0	118.4	133.2	124.3	117.2	121.3	120.6	115.0	102.0
85°	57.9	67.9	90.9	110.6	131.8	111.3	88.7	77.5	69.0	69.4	73.9
87.5°	28.9	37.4	71.6	96.5	114.7	73.9	57.9	44.9	37.4	36.0	48.3
90°	14.0	14.0	20.6	26.1	33.7	21.2	20.8	17.8	14.8	14.7	18.3
92.5°	4.1	4.1	4.6	5.1	5.6	6.1	6.1	6.1	6.1	6.1	6.1
95°	5.1	5.1	5.6	6.1	6.6	7.2	7.2	7.2	7.2	7.2	7.2
97.5°	7.2	7.2	7.7	8.2	8.2	8.2	8.7	9.2	9.2	9.2	9.2
100°	8.2	8.2	8.7	9.2	9.7	10.2	11.3	12.3	16.0	16.9	21.5
102.5°	11.3	11.3	12.3	13.3	15.9	18.4	23.0	27.6	32.9	34.3	40.9
105°	21.5	22.5	25.1	27.6	32.2	36.8	43.0	49.1	55.2	56.8	64.4
107.5°	41.9	43.0	46.5	50.1	54.7	59.3	67.0	74.7	80.8	82.3	90.0



REPORT NUMBER: P227025

CATALOG NUMBER: ISW-AF-350-LED-E1-SL4-ULG

CANDELA DISTRIBUTION (continued):

	0°	5°	10°	15°	20°	25°	30°	35°	39°	40°	45°
110°	67.5	69.6	72.6	75.7	82.3	89.0	96.7	104.3	109.3	110.5	116.6
112.5°	101.3	101.3	104.9	108.4	116.1	123.8	130.4	137.1	140.8	141.7	146.3
115°	143.2	142.2	146.3	150.4	156.5	162.6	167.3	171.9	174.3	174.9	178.0
117.5°	188.2	188.2	190.8	193.3	197.4	201.5	204.1	206.6	207.9	208.2	209.7
120°	230.2	228.1	229.7	231.2	234.8	238.3	240.4	242.4	244.9	245.5	248.6
122.5°	269.0	266.0	266.5	267.0	270.1	273.1	275.2	277.2	279.7	280.3	283.4
125°	304.8	300.7	301.8	302.8	304.3	305.9	308.9	312.0	314.0	314.6	317.1
127.5°	337.6	336.6	336.6	336.6	338.6	340.6	343.7	346.8	347.2	347.3	347.8
130°	371.3	369.3	369.8	370.3	372.4	374.4	376.4	378.5	379.3	379.5	380.5
132.5°	405.1	403.0	402.5	402.0	406.1	410.2	411.7	413.3	413.7	413.8	414.3
135°	438.8	435.8	435.8	435.8	438.8	441.9	443.4	445.0	445.8	446.0	447.0
137.5°	470.6	467.5	468.5	469.5	470.0	470.6	472.6	474.6	476.3	476.7	478.7
140°	499.2	496.1	497.2	498.2	499.2	500.2	501.2	502.3	504.7	505.3	508.4
142.5°	529.9	526.8	527.8	528.9	529.4	529.9	531.4	533.0	534.6	535.0	537.0
145°	562.6	558.5	557.5	556.5	558.0	559.6	561.1	562.6	563.0	563.1	563.6
147.5°	588.2	585.1	584.6	584.1	585.6	587.2	587.2	587.2	587.6	587.7	588.2
150°	608.7	605.6	606.1	606.6	606.6	606.6	606.6	606.6	606.6	606.6	606.6
152.5°	625.0	622.0	622.0	622.0	622.5	623.0	623.5	624.0	624.0	624.0	624.0
155°	643.4	639.3	639.3	639.3	640.4	641.4	642.9	644.5	643.6	643.4	642.4
157.5°	660.8	657.8	657.8	657.8	658.3	658.8	659.8	660.8	660.4	660.3	659.8
160°	678.2	675.1	674.6	674.1	672.6	671.1	670.5	670.0	670.0	670.0	670.0
162.5°	688.4	684.4	684.4	684.4	682.3	680.3	678.2	676.2	677.0	677.2	678.2
165°	696.6	693.6	692.5	691.5	691.5	691.5	690.0	688.4	688.4	688.4	688.4
167.5°	705.8	702.8	701.2	699.7	700.7	701.7	702.8	703.8	702.6	702.3	700.7
170°	714.0	711.0	709.4	707.9	707.9	707.9	708.4	708.9	708.1	707.9	706.9
172.5°	715.0	713.0	712.0	711.0	709.9	708.9	707.4	705.8	705.8	705.8	705.8
175°	716.1	714.0	713.5	713.0	712.0	711.0	708.9	706.9	706.4	706.3	705.8
177.5°	723.2	721.2	718.6	716.1	715.6	715.0	714.0	713.0	712.2	712.0	711.0
180°	716.1	716.1	716.1	716.1	716.1	716.1	716.1	716.1	716.1	716.1	716.1



REPORT NUMBER: P227025

CATALOG NUMBER: ISW-AF-350-LED-E1-SL4-ULG

CANDELA DISTRIBUTION (continued):

	50°	55°	60°	65°	70°	75°	80°	85°	90°	95°	100°
0°	382.9	382.9	382.9	382.9	382.9	382.9	382.9	382.9	382.9	382.9	382.9
2.5°	387.4	387.4	386.6	386.3	385.1	383.6	382.6	380.6	379.6	377.7	375.5
5°	382.6	381.0	380.3	378.8	376.7	374.7	372.6	369.9	366.9	363.2	359.2
7.5°	376.2	374.0	371.4	370.6	368.1	365.8	363.2	359.6	355.5	348.7	343.6
10°	373.6	371.4	369.2	367.6	364.4	361.7	358.7	353.9	348.7	339.8	330.2
12.5°	376.2	374.0	371.7	369.2	366.2	363.2	359.2	353.2	346.2	334.7	322.8
15°	382.6	380.3	376.7	374.0	369.9	367.3	361.7	355.1	344.7	330.6	315.0
17.5°	389.5	386.3	382.9	378.8	375.1	371.7	365.8	357.3	344.3	327.7	307.6
20°	396.3	392.5	387.4	384.4	380.6	375.8	369.6	359.2	343.6	321.7	299.8
22.5°	404.1	399.3	393.6	390.4	387.4	383.3	375.8	362.5	343.6	318.3	290.9
25°	414.1	407.7	402.2	398.8	397.0	394.0	385.1	370.3	346.2	316.5	283.5
27.5°	426.0	417.8	413.0	410.7	410.4	408.2	399.3	380.6	352.1	316.5	276.4
30°	440.1	433.0	426.7	426.7	431.2	429.6	419.6	396.6	361.4	317.6	271.2
32.5°	459.7	452.7	449.0	452.7	457.5	459.0	447.4	419.3	376.7	322.8	266.1
35°	488.7	484.2	481.6	487.1	496.8	500.5	486.4	453.1	398.8	332.9	263.1
37.5°	526.8	523.5	520.2	529.8	548.0	555.5	535.0	492.0	430.8	349.5	261.6
40°	570.6	571.0	574.7	594.0	611.4	627.1	604.1	551.0	474.5	373.3	263.1
42.5°	622.6	626.7	639.2	666.0	699.8	712.0	689.8	622.3	529.1	401.8	266.8
45°	687.1	698.0	719.4	759.1	799.9	818.9	787.4	712.0	597.7	447.4	277.1
47.5°	755.8	779.6	815.9	864.2	911.7	923.8	885.0	793.3	664.9	487.9	293.1
50°	843.7	872.7	909.0	966.9	1017.3	1024.8	973.2	868.6	723.5	523.1	308.3
52.5°	925.8	965.1	1011.4	1078.6	1129.8	1120.5	1053.7	935.8	769.9	547.3	316.9
55°	1037.8	1078.6	1130.9	1189.5	1240.3	1218.1	1126.8	992.9	807.0	565.1	319.5
57.5°	1165.8	1197.0	1248.2	1308.3	1341.7	1303.4	1198.8	1048.5	842.3	565.5	299.0
60°	1291.6	1327.9	1384.4	1443.3	1461.9	1395.8	1248.9	1057.1	807.4	504.6	239.3
62.5°	1477.9	1514.6	1543.1	1552.7	1519.4	1386.5	1190.6	966.9	696.0	398.1	169.6
65°	1686.0	1644.4	1589.2	1537.2	1446.2	1244.4	1026.6	794.4	540.2	266.1	116.9
67.5°	1740.6	1614.0	1493.8	1378.0	1208.4	991.0	774.4	558.7	346.6	151.4	79.4
69°	1683.8	1498.9	1365.0	1181.4	1006.3	741.7	533.6	358.0	207.0	105.4	66.4
70°	1579.8	1387.6	1206.3	1009.6	779.6	566.6	354.8	234.5	135.0	76.8	59.7
72.5°	1192.1	953.2	734.7	477.1	290.9	161.4	113.5	81.2	64.1	56.4	51.2
75°	689.4	459.0	300.5	160.3	95.0	70.5	61.6	54.9	50.8	49.0	44.5
77.5°	290.9	181.8	123.2	90.1	63.8	54.5	47.5	43.8	43.4	42.2	38.3
80°	132.5	113.5	96.9	67.9	48.6	41.5	36.3	35.6	36.3	35.3	31.2
82.5°	98.3	96.9	80.9	52.3	37.1	27.8	22.6	23.7	26.7	28.9	25.3
85°	82.0	82.0	67.9	39.0	24.4	17.8	17.4	19.6	22.3	24.1	20.4
87.5°	75.3	72.3	39.0	20.0	14.1	11.5	10.7	9.6	9.6	16.7	14.1
90°	14.6	10.5	10.0	10.7	11.0	10.7	10.4	9.0	9.0	9.0	10.0
92.5°	6.6	7.2	7.2	7.2	6.6	6.1	6.1	6.1	6.1	6.1	6.1
95°	7.2	7.2	7.7	8.2	7.7	7.2	7.2	7.2	7.2	7.2	7.2
97.5°	10.7	12.3	11.3	10.2	9.7	9.2	8.7	8.2	8.2	8.2	8.7
100°	25.6	29.7	28.1	26.6	25.1	23.5	21.5	19.4	19.4	19.4	21.5
102.5°	46.0	51.1	49.6	48.1	45.5	43.0	41.4	39.9	38.9	39.9	41.4
105°	69.0	73.7	72.6	71.6	69.0	66.5	64.4	62.4	62.4	62.4	64.4
107.5°	93.6	97.2	96.7	96.2	94.1	92.1	90.5	89.0	88.0	89.0	90.5



REPORT NUMBER: P227025

CATALOG NUMBER: ISW-AF-350-LED-E1-SL4-ULG

CANDELA DISTRIBUTION (continued):

	50°	55°	60°	65°	70°	75°	80°	85°	90°	95°	100°
110°	119.7	122.8	123.3	123.8	122.8	121.7	120.2	118.7	119.7	118.7	120.2
112.5°	148.8	151.4	152.4	153.4	152.9	152.4	151.4	150.4	150.4	150.4	151.4
115°	180.6	183.1	184.6	186.2	184.6	183.1	182.1	181.1	182.1	181.1	182.1
117.5°	212.8	215.8	217.9	219.9	217.4	214.8	213.8	212.8	213.8	212.8	213.8
120°	250.1	251.6	253.7	255.7	253.2	250.6	249.6	248.6	248.6	248.6	249.6
122.5°	284.4	285.4	287.4	289.5	286.9	284.4	283.4	282.3	283.4	282.3	283.4
125°	318.6	320.2	321.2	322.2	319.7	317.1	317.1	317.1	317.1	317.1	317.1
127.5°	350.4	352.9	353.4	353.9	353.9	353.9	353.4	352.9	355.0	352.9	353.4
130°	383.1	385.7	387.7	389.7	389.7	389.7	388.7	387.7	388.7	387.7	388.7
132.5°	417.4	420.4	423.0	425.5	424.5	423.5	423.5	423.5	424.5	423.5	423.5
135°	450.1	453.2	455.7	458.3	457.8	457.3	458.8	460.3	461.4	460.3	458.8
137.5°	481.3	483.9	484.9	485.9	486.4	486.9	489.5	492.0	493.1	492.0	489.5
140°	509.9	511.5	512.5	513.5	514.5	515.6	518.1	520.7	522.7	520.7	518.1
142.5°	538.1	539.1	542.2	545.2	545.2	545.2	545.7	546.3	548.3	546.3	545.7
145°	566.2	568.8	571.8	574.9	574.4	573.9	572.3	570.8	572.9	570.8	572.3
147.5°	590.8	593.3	595.9	598.4	598.9	599.4	597.9	596.4	598.4	596.4	597.9
150°	608.7	610.7	612.2	613.8	615.3	616.8	618.4	619.9	624.0	619.9	618.4
152.5°	624.5	625.0	626.6	628.1	630.1	632.2	634.7	637.3	642.4	637.3	634.7
155°	641.4	640.4	642.9	645.5	648.0	650.6	651.6	652.6	655.7	652.6	651.6
157.5°	659.3	658.8	660.8	662.9	663.9	664.9	664.9	664.9	670.0	664.9	664.9
160°	671.6	673.1	676.2	679.2	677.7	676.2	675.7	675.1	681.3	675.1	675.7
162.5°	680.3	682.3	684.4	686.4	685.9	685.4	684.4	683.3	689.5	683.3	684.4
165°	687.9	687.4	690.0	692.5	694.1	695.6	694.6	693.6	697.7	693.6	694.6
167.5°	697.1	693.6	696.6	699.7	701.7	703.8	703.8	703.8	709.9	703.8	703.8
170°	704.3	701.7	703.3	704.8	707.4	709.9	711.0	712.0	717.1	712.0	711.0
172.5°	705.3	704.8	706.3	707.9	708.9	709.9	711.0	712.0	717.1	712.0	711.0
175°	705.8	705.8	708.4	711.0	711.5	712.0	711.0	709.9	715.0	709.9	711.0
177.5°	710.4	709.9	712.5	715.0	716.1	717.1	715.6	714.0	718.1	714.0	715.6
180°	716.1	716.1	716.1	716.1	716.1	716.1	716.1	716.1	716.1	716.1	716.1



REPORT NUMBER: P227025

CATALOG NUMBER: ISW-AF-350-LED-E1-SL4-ULG

CANDELA DISTRIBUTION (continued):

	105°	110°	115°	120°	125°	130°	135°	140°	145°	150°	155°
0°	382.9	382.9	382.9	382.9	382.9	382.9	382.9	382.9	382.9	382.9	382.9
2.5°	373.6	372.1	368.5	367.6	366.6	365.1	364.7	362.8	359.2	358.4	358.7
5°	356.6	350.7	346.6	343.2	340.6	333.9	331.3	328.4	323.2	321.7	319.5
7.5°	336.6	329.5	321.3	315.4	308.3	301.3	295.7	288.7	283.1	279.8	273.8
10°	320.9	311.3	300.5	288.7	279.4	268.6	261.6	253.4	244.5	236.3	230.4
12.5°	309.0	295.7	280.1	266.1	252.7	241.2	228.5	217.1	205.9	194.8	185.2
15°	299.4	282.7	263.1	245.3	228.9	211.9	197.7	181.8	167.7	158.0	145.8
17.5°	289.1	267.5	244.2	223.4	202.2	184.4	166.6	149.9	136.6	123.9	114.0
20°	276.4	250.4	225.3	201.1	177.0	156.6	138.4	122.4	109.5	99.4	92.1
22.5°	262.3	231.9	202.5	176.3	152.1	132.1	115.0	103.1	93.5	88.0	85.7
25°	248.6	213.7	180.7	151.7	127.7	110.6	99.0	89.1	84.2	82.0	82.0
27.5°	236.0	195.2	158.5	130.2	106.9	93.5	84.6	80.5	78.3	78.3	79.4
30°	224.1	176.6	137.3	108.7	90.1	80.1	75.3	73.9	74.2	75.7	77.1
32.5°	210.4	158.8	119.1	93.5	78.3	71.6	67.9	68.2	70.2	72.7	75.3
35°	195.9	139.8	103.1	82.0	70.2	65.0	62.7	63.1	65.7	69.0	71.6
37.5°	182.9	124.7	90.9	73.1	64.1	60.9	59.0	59.3	61.2	65.3	68.6
40°	169.9	111.7	80.9	67.9	60.9	57.5	56.4	56.1	57.5	61.2	65.3
42.5°	158.8	100.6	75.0	64.1	58.6	55.6	54.2	54.2	54.9	57.9	62.0
45°	152.1	93.9	70.9	61.6	56.8	54.2	52.7	52.0	53.1	54.9	58.6
47.5°	152.1	90.5	68.2	59.7	55.2	53.1	51.2	50.8	51.2	53.1	56.8
50°	157.3	91.2	67.9	59.0	54.5	51.6	49.7	49.7	50.4	53.1	56.1
52.5°	161.7	92.8	69.0	59.7	54.5	50.8	48.6	48.3	49.3	52.0	54.5
55°	161.0	92.8	70.2	60.9	55.6	51.2	48.3	47.9	48.6	51.2	53.8
57.5°	143.9	87.2	69.0	61.6	57.2	53.1	50.1	49.0	49.7	52.0	54.2
60°	116.5	77.5	66.1	61.6	59.3	56.4	53.4	52.7	53.1	55.2	57.9
62.5°	91.2	69.0	62.3	61.2	60.5	59.0	57.9	57.2	57.2	59.0	61.2
65°	74.2	62.3	59.3	59.7	60.5	60.1	59.7	59.3	59.3	60.5	62.7
67.5°	62.0	56.1	55.2	56.4	57.2	57.5	57.9	57.5	57.9	59.0	61.6
69°	56.4	52.7	52.0	52.7	54.2	54.5	55.2	54.9	55.2	56.4	59.0
70°	53.1	50.1	49.3	50.4	51.6	52.0	52.7	52.3	52.7	53.8	56.4
72.5°	46.0	42.7	41.5	42.2	43.4	43.4	44.5	44.9	44.2	44.5	46.3
75°	39.3	35.6	33.8	34.2	34.2	34.2	34.9	34.9	34.2	33.8	34.2
77.5°	33.0	28.9	26.7	26.7	26.7	26.4	25.3	25.6	26.0	25.6	26.0
80°	26.0	22.6	20.4	20.4	20.4	19.6	19.3	19.3	20.0	20.8	20.4
82.5°	20.0	16.7	15.5	15.2	15.2	14.4	14.4	15.2	14.8	15.2	16.0
85°	14.4	11.9	10.7	11.2	10.7	10.0	10.4	11.5	11.5	11.2	11.9
87.5°	8.9	7.5	7.1	7.5	6.6	5.5	5.2	5.5	6.3	5.9	6.6
90°	10.3	9.9	9.9	8.9	8.3	7.9	7.9	8.4	9.3	9.3	8.9
92.5°	6.1	6.6	7.2	7.2	7.2	6.6	6.1	6.1	6.1	6.1	6.1
95°	7.2	7.7	8.2	7.7	7.2	7.2	7.2	7.2	7.2	7.2	7.2
97.5°	9.2	9.7	10.2	11.3	12.3	10.7	9.2	9.2	9.2	8.7	8.2
100°	23.5	25.1	26.6	28.1	29.7	25.6	21.5	16.9	12.3	11.3	10.2
102.5°	43.0	45.5	48.1	49.6	51.1	46.0	40.9	34.3	27.6	23.0	18.4
105°	66.5	69.0	71.6	72.6	73.7	69.0	64.4	56.8	49.1	43.0	36.8
107.5°	92.1	94.1	96.2	96.7	97.2	93.6	90.0	82.3	74.7	67.0	59.3



REPORT NUMBER: P227025
 CATALOG NUMBER: ISW-AF-350-LED-E1-SL4-ULG

REPORT N
 CATALOG

CANDELA DISTRIBUTION (continued):

CANDELA

	105°	110°	115°	120°	125°	130°	135°	140°	145°	150°	155°	
110°	121.7	122.8	123.8	123.3	122.8	119.7	116.6	110.5	104.3	96.7	89.0	0°
112.5°	152.4	152.9	153.4	152.4	151.4	148.8	146.3	141.7	137.1	130.4	123.8	2.5°
115°	183.1	184.6	186.2	184.6	183.1	180.6	178.0	174.9	171.9	167.3	162.6	5°
117.5°	214.8	217.4	219.9	217.9	215.8	212.8	209.7	208.2	206.6	204.1	201.5	7.5°
120°	250.6	253.2	255.7	253.7	251.6	250.1	248.6	245.5	242.4	240.4	238.3	10°
122.5°	284.4	286.9	289.5	287.4	285.4	284.4	283.4	280.3	277.2	275.2	273.1	12.5°
125°	317.1	319.7	322.2	321.2	320.2	318.6	317.1	314.6	312.0	308.9	305.9	15°
127.5°	353.9	353.9	353.9	353.4	352.9	350.4	347.8	347.3	346.8	343.7	340.6	17.5°
130°	389.7	389.7	389.7	387.7	385.7	383.1	380.5	379.5	378.5	376.4	374.4	20°
132.5°	423.5	424.5	425.5	423.0	420.4	417.4	414.3	413.8	413.3	411.7	410.2	22.5°
135°	457.3	457.8	458.3	455.7	453.2	450.1	447.0	446.0	445.0	443.4	441.9	25°
137.5°	486.9	486.4	485.9	484.9	483.9	481.3	478.7	476.7	474.6	472.6	470.6	27.5°
140°	515.6	514.5	513.5	512.5	511.5	509.9	508.4	505.3	502.3	501.2	500.2	30°
142.5°	545.2	545.2	545.2	542.2	539.1	538.1	537.0	535.0	533.0	531.4	529.9	32.5°
145°	573.9	574.4	574.9	571.8	568.8	566.2	563.6	563.1	562.6	561.1	559.6	35°
147.5°	599.4	598.9	598.4	595.9	593.3	590.8	588.2	587.7	587.2	587.2	587.2	37.5°
150°	616.8	615.3	613.8	612.2	610.7	608.7	606.6	606.6	606.6	606.6	606.6	40°
152.5°	632.2	630.1	628.1	626.6	625.0	624.5	624.0	624.0	624.0	623.5	623.0	42.5°
155°	650.6	648.0	645.5	642.9	640.4	641.4	642.4	643.4	644.5	642.9	641.4	45°
157.5°	664.9	663.9	662.9	660.8	658.8	659.3	659.8	660.3	660.8	659.8	658.8	47.5°
160°	676.2	677.7	679.2	676.2	673.1	671.6	670.0	670.0	670.0	670.5	671.1	50°
162.5°	685.4	685.9	686.4	684.4	682.3	680.3	678.2	677.2	676.2	678.2	680.3	52.5°
165°	695.6	694.1	692.5	690.0	687.4	687.9	688.4	688.4	688.4	690.0	691.5	55°
167.5°	703.8	701.7	699.7	696.6	693.6	697.1	700.7	702.3	703.8	702.8	701.7	57.5°
170°	709.9	707.4	704.8	703.3	701.7	704.3	706.9	707.9	708.9	708.4	707.9	60°
172.5°	709.9	708.9	707.9	706.3	704.8	705.3	705.8	705.8	705.8	707.4	708.9	62.5°
175°	712.0	711.5	711.0	708.4	705.8	705.8	705.8	706.3	706.9	708.9	711.0	65°
177.5°	717.1	716.1	715.0	712.5	709.9	710.4	711.0	712.0	713.0	714.0	715.0	67.5°
180°	716.1	716.1	716.1	716.1	716.1	716.1	716.1	716.1	716.1	716.1	716.1	69°
												70°
												72.5°
												75°
												77.5°
												80°
												82.5°
												85°
												87.5°
												90°
												92.5°
												95°
												97.5°
												100°
												102.5°
												105°
												107.5°

NUMBER: P227025
 NUMBER: ISW-AF-350-LED-E1-SL4-ULG

REPORT NUMBER: P
 CATALOG NUMBER:

DISTRIBUTION (continued):

160°	165°	170°	175°	180°
382.9	382.9	382.9	382.9	382.9
356.2	357.3	352.5	354.8	353.2
317.2	315.4	315.0	313.9	311.7
271.6	270.2	265.7	267.2	263.8
224.4	224.1	215.9	216.4	212.3
181.1	174.4	171.0	166.2	168.8
140.2	134.7	127.7	125.8	128.4
105.8	100.1	96.9	93.9	92.8
87.6	84.2	82.3	81.2	80.5
84.6	83.9	83.5	82.8	82.3
82.8	83.5	83.5	83.5	82.8
80.9	82.3	82.8	82.3	81.6
79.1	80.1	80.1	79.8	78.7
76.4	77.5	77.5	77.1	76.4
73.4	74.2	74.6	74.6	75.0
71.2	72.0	72.7	73.4	74.6
68.6	69.8	70.2	71.6	73.1
65.3	66.8	67.5	68.6	70.2
62.0	63.8	64.1	65.7	67.2
60.5	62.0	62.0	63.1	64.1
58.6	59.3	59.0	59.7	60.1
56.8	57.5	57.2	57.9	58.2
55.2	56.1	56.8	57.5	57.9
56.1	57.2	57.5	58.6	59.0
59.3	60.9	62.3	63.8	65.0
62.7	64.5	67.9	74.6	77.1
64.5	67.2	75.0	86.4	89.8
63.4	66.8	76.1	88.3	92.4
61.2	63.8	73.9	86.4	90.1
58.2	60.9	70.9	84.6	88.0
47.2	48.6	59.7	72.7	75.0
34.5	35.6	44.2	49.3	49.0
26.7	28.2	31.2	31.5	31.2
21.2	21.9	23.4	23.4	23.7
16.4	16.7	17.4	16.7	16.4
12.3	11.9	11.5	11.2	10.7
7.1	7.1	5.9	5.2	4.8
8.4	8.3	7.3	5.8	5.1
5.6	5.1	4.6	4.1	4.1
6.6	6.1	5.6	5.1	5.1
8.2	8.2	7.7	7.2	7.2
9.7	9.2	8.7	8.2	8.2
15.9	13.3	12.3	11.3	11.3
32.2	27.6	25.1	22.5	21.5
54.7	50.1	46.5	43.0	41.9

CANDELA DISTRIBUTION:

	160°
110°	82.3
112.5°	116.1
115°	156.5
117.5°	197.4
120°	234.8
122.5°	270.1
125°	304.3
127.5°	338.6
130°	372.4
132.5°	406.1
135°	438.8
137.5°	470.0
140°	499.2
142.5°	529.4
145°	558.0
147.5°	585.6
150°	606.6
152.5°	622.5
155°	640.4
157.5°	658.3
160°	672.6
162.5°	682.3
165°	691.5
167.5°	700.7
170°	707.9
172.5°	709.9
175°	712.0
177.5°	715.6
180°	716.1

'227025

ISW-AF-350-LED-E1-SL4-ULG

TION (continued):

165°	170°	175°	180°
75.7	72.6	69.6	67.5
108.4	104.9	101.3	101.3
150.4	146.3	142.2	143.2
193.3	190.8	188.2	188.2
231.2	229.7	228.1	230.2
267.0	266.5	266.0	269.0
302.8	301.8	300.7	304.8
336.6	336.6	336.6	337.6
370.3	369.8	369.3	371.3
402.0	402.5	403.0	405.1
435.8	435.8	435.8	438.8
469.5	468.5	467.5	470.6
498.2	497.2	496.1	499.2
528.9	527.8	526.8	529.9
556.5	557.5	558.5	562.6
584.1	584.6	585.1	588.2
606.6	606.1	605.6	608.7
622.0	622.0	622.0	625.0
639.3	639.3	639.3	643.4
657.8	657.8	657.8	660.8
674.1	674.6	675.1	678.2
684.4	684.4	684.4	688.4
691.5	692.5	693.6	696.6
699.7	701.2	702.8	705.8
707.9	709.4	711.0	714.0
711.0	712.0	713.0	715.0
713.0	713.5	714.0	716.1
716.1	718.6	721.2	723.2
716.1	716.1	716.1	716.1

(END OF REPORT)